










Alpine Cheese Trail by e-bike, Untertrübsee/Gerschnialp section



Engelberg - Titlis Tourismus, Engelberg-Titlis Tourismus



Tour Dates:

 easy Difficulty	 14,2 km Distance	 1 h 15 min Duration	 357 m Altitude
 357 m Altitude descending	 1279 m Highest Point	 997 m Lowest Point	

Recommended Seasons:

JAN	FEB	MRZ	APR	MAI	JUN
JUL	AUG	SEP	OKT	NOV	DEZ

The e-bike tour to the Gerschnialp and Untertrübsee leads mostly through woodland so it is perfect for hot, sunny days. There's also plenty for gourmets to enjoy.

From the start point at Engelberg Abbey's artisan cheese dairy, the route first leads to the Titlisbahnen cableway valley station and then continues on the left down the tarmac Gerschnistrasse, where there is likely to be a certain amount of traffic, and on to Untertrübsee. The route leads steadily uphill, but with trees screening you from the sun, the going won't seem so tough. After the woods start to thin out, the road curves a few more times before forking. Here, you take the right-hand road to Untertrübsee, which remains tarmacked. You will pass the Untertrübsee restaurant and Älplerseil cableway before coming to the Untertrübsee Alpine pasture on your left. You can make a stop at the Untertrübsee dairy and purchase some delicious Alpine cheese.



Ratings:

- ★★☆☆☆ Panorama
- ★★☆☆☆ Kondition

Address:

6390 Engelberg

Author:

Engelberg - Titlis Tourismus

More information: www.luzern.com | shop.luzern.com

You then return to the fork in the road and this time take the other path, towards Gerschnialp. Once you have passed the mountain station of the funicular railway, the route goes by the Ritz mountain restaurant. From there it is just a few metres to the Gerschnialp cheese dairy. You then return to Engelberg along the Gerschnistrasse.

Please note that depending on weather conditions (snow conditions) not all alpine cheese dairies are occupied in June.

Startpoint:

Engelberg Abbey's artisan cheese dairy

Destinationpoint:

Engelberg Abbey's artisan cheese dairy

Directions:

Engelberg Abbey's artisan cheese dairy-Titlis valley station-Untertrübsee-Alpine cheese dairy Untertrübsee-Untertrübsee-Alpine cheese dairy Gerschnialp-Talstation Titlis-Engelberg Abbey's artisan cheese dairy

Equipent:

Engelberg's bike shops have a wide range of bikes and cycling accessories for sale or hire. It's also worth stopping by if your bike is in need of repairs or replacement parts.

Tip:

You can call ahead to book a relaxing whey bath at the Gerschnialp dairy, and excellent food is available at the Untertrübsee and Gerschnialp restaurants.

Getting There:

Mit dem Auto fahren Sie auf der A2 (Basel-Gotthard) bis Stans Süd, dann auf der Hauptstrasse 20 km nach Engelberg. Engelberg liegt 30 Minuten von Luzern, 1 Stunde und 15 Minuten von Basel, Zürich oder Bern.

Parking:

Parkplätze stehen in Engelberg kostenpflichtig zur Verfügung.

Public Transit:

Nationale und internationale Verbindungen (ab Zürich Flughafen Verbindungen im Halbstundentakt mit ca. 1h Fahrzeit) bis Luzern. Danach mit der Zentralbahn in 43 Minuten durch eine abwechslungsreiche Landschaft und Schluchten hinauf nach Engelberg.

Additional Information:

More information: www.luzern.com | shop.luzern.com

Organisation:

Engelberg-Titlis Tourismus
<http://www.engelberg.ch/>



Scan QR-Code to save this page offline, share with friends and more.

<https://s.et4.de/yDNQf>

- Trail Rules
- Bike shops
- Bike schools and Guiding
- Bike hotels
- Bike friendly companies
- Bike transport
- Bike wash

