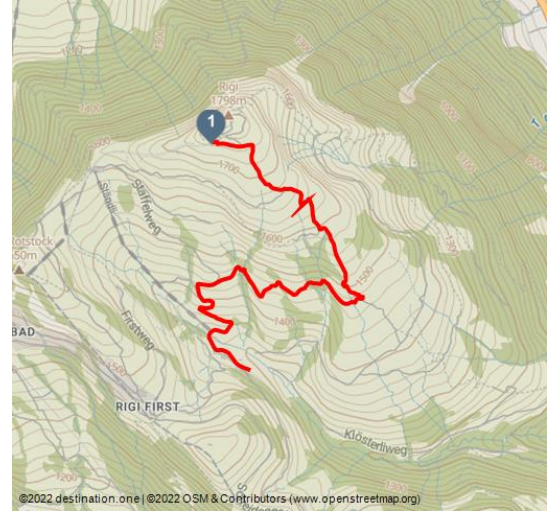





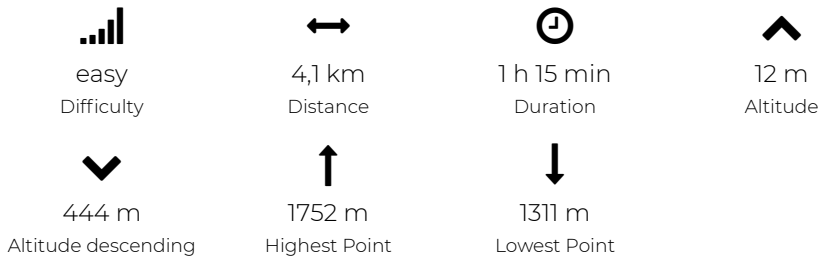
Rigi Kulm Ridge



Wanderblondies, RIGI BAHNEN AG



Tour Dates:



Recommended Seasons:

JAN	FEB	MRZ	APR	MAI	JUN
JUL	AUG	SEP	OKT	NOV	DEZ

Rigi Kulm - Kulmhütte - Alpwirtschaft Chäserenholz - Obere Schwändihütte - Alpkäserei Trieb - Des Alpes - Rigi Klösterli

This spectacular hiking trail is all downhill. Sturdy shoes are recommended as the trail is quite steep in some parts and includes a decrease in altitude of 400 metres between Rigi Kulm and Rigi Klösterli. The last section between Des Alpes and Rigi Klösterli features an asphalt path.

This route is ideal if you're keen to avoid the well-beaten paths and get back to nature for some peace and quiet. It starts off with a clear view above the tree line of the majestic Mythen mountains and the impressive landslide area at Rossberg. Today you can still see where 20 million cubic metres of rock came crashing down in 1806 and buried the village of Goldau. The lower part of the trail takes you through romantic mountain forests on the way to Klösterli. This is where Johann Wolfgang von Goethe stayed when he first visited

Ratings:

- ★★★★☆ Panorama
- ★☆☆☆☆ Kondition

Address:

6410 Macarthur

Author:

Gäste-Service Rigi

Organisation:

Schwyzer Wanderwege
<http://www.schwyzer-wanderwege.ch/>

Switzerland in 1775. Inspired by the enchanting Mt. Rigi, he felt "surrounded by the splendour of the world".

For your information

In order to let our next generation also could enjoy the beauty of the Rigi, we would like to ask you to dispose of your own waste in the waste bins which are located at all of the stations of RIGI BAHNEN AG. Thank you.



Scan QR-Code to save this page offline, share with friends and more.

https://s.et4.de/MJP_d

Startpoint:

Rigi Kulm

Destinationpoint:

Rigi Klösterli

Directions:

Rigi Kulm (1752 m) – Kulmhütte (1673 m) – Alpwirtschaft Chäserenholz - Obere Schwändihütte (1473 m) – Alpkäserei Trieb - Des Alpes – Rigi Klösterli (1302 m)

Equipent:

Festes Schuhwerk ist für die etwas steileren Stellen zwischen Rigi Kulm und Rigi Klösterli empfehlenswert.

Tip:

Geniessen Sie auf dieser Wanderung die Stille der Natur.

Getting There:

From Vitznau: A4 exit Küssnacht am Rigi, follow the signs to Vitznau

From Goldau: A4 exit Goldau, follow the signs to the open air parking lot A4 of RIGI BAHNEN AG

Parking:

There are plenty parking spaces available at valley stations. Fees apply.

However, we recommend public transport instead of cars: lean back, be stress-free and do something good for the environment.

Public Transit:

You can reach Rigi Kulm station by cogwheel train from Vitznau or Goldau.

The hiking ticket for this hike includes the following train journeys:

- from Vitznau / Weggis to Rigi Kulm by cogwheel train or cable car
- from Rigi Kaltbad to Vitznau / Weggis by cogwheel train or cable car

The timetables of the Rigi Railways can be found [here](#).

