

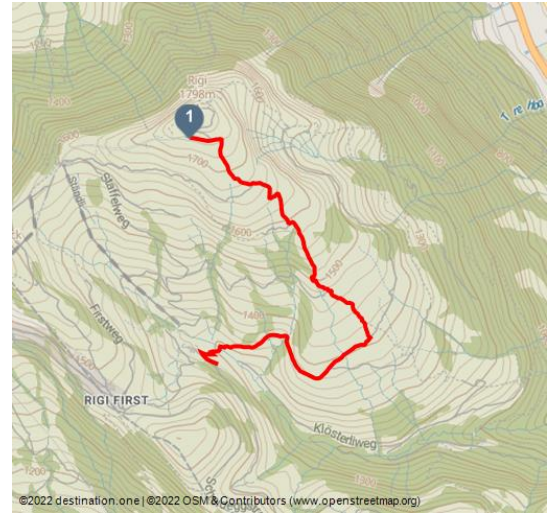


## Toboggan Run Rigi Kulm-Schwändi-Rigi Klösterli








Tobogganing



©RIGI BAHNEN AG, Gäste-Service Rigi



### Tour Dates:

 medium Difficulty	 3,5 km Distance	 0 h 30 min Duration	 36 m Altitude
 468 m Altitude descending	 1753 m Highest Point	 1286 m Lowest Point	

### Recommended Seasons:

JAN	FEB	MRZ	APR	MAI	JUN
JUL	AUG	SEP	OKT	NOV	DEZ

### Rigi Kulm - Schwändi - Rigi Klösterli

This almost 4 km long, fast and rather steep trail ensures you lots of fun and speed.

Central Switzerland: scenic toboggan run Stimulate is guaranteed on this toboggan run. The trail from Rigi Kulm via Schwändi begins at the very end of the Rigi train tracks. It leads from Rigi Kulm and past the Chäserenholz alpine cheese farm to Schwändi then down to Rigi Klösterli. From Klösterli, sports shuttle trains take the tobogganers back to the start point at Rigi Kulm. Sledging does not require any special technical skills and can be practised by anyone.

For your information

You can find the current operating status of the railways, lifts, toboggan runs and hiking trails here.

For your information



### Ratings:

★★★☆☆ Panorama

★★☆☆☆ Kondition

### Address:

6410 Macarthur

### Author:

Gäste-Service Rigi

In order to let our next generation could also enjoy the beauty of the Queen of the Mountains, we would like to ask you to dispose of your own waste in the waste bins which are located at all the stations of MOUNT RIGI RAILWAYS. Thank you.

### Startpoint:

Rigi Kulm

### Destinationpoint:

Rigi Klösterli

### Directions:

Rigi Kulm (1797 m) - Alp Chäserenholz (1577 m) - Unterschwändi (1409 m) - Rigi Klösterli (1302 m)

### Safety Guidelines:

- Please do not leave the marked sledge runs.
- Wearing a helmet is highly recommended.
- Children should be accompanied by an adult.

### Equipent:

Sturdy winter equipments: weather-adjusted winter outdoor clothing, hiking boots with a good profile, gloves, helmet.

Right next to the Rigi Kulm mountain station is the Rigi Kulm rental centre, where sleds can be rented.

### Tip:

A break at the alpine cheese farm Chäserenholz with a small cheese tasting is always worthwhile.

### Getting There:

Vitznau: A4 exit Küssnacht am Rigi, follow the signs to Vitznau

Goldau: A4 exit Goldau, follow the signs to the open air parking lot A4 of RIGI BAHNEN AG

### Parking:

There are plenty parking spaces available at Goldau A4 station. Fees apply. However, we recommend public transport instead of cars: lean back, be stress-free and do something good for the environment first.

### Public Transit:

Good accessible by train and bus

### Organisation:

Gäste-Service Rigi  
<http://www.rigi.ch/>



Scan QR-Code to save this page offline,  
share with friends and more.

<https://s.et4.de/Rc8Qf>

Source: destination.one

ID: t\_100286392

Last changed on 11.06.2024, 10:14

Rigi Kulm, the starting point of the toboggan run, can be easily reached via Vitznau or Goldau with the cogwheel railway.

### Additional Information:

For the sake of the wild animals: In winter, wild animals need quiet retreats to survive. Please stay on the toboggan run so that those animals are not disturbed.

