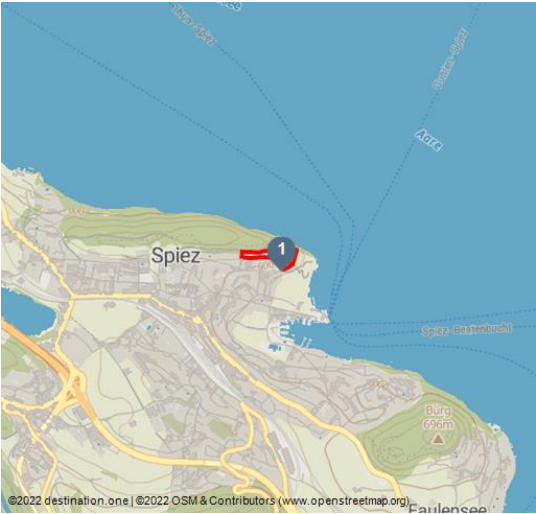





Spiez Vineyard Sensory Adventure Trail

Hiking Trail




Aussichtsbänkli beim Rebberg - © Interlaken Tourismus, Interlaken Tourismus


Tour Dates:




easy
Difficulty




1 km
Distance




1 h 30 min
Duration




48 m
Altitude



48 m
Altitude descending



633 m
Highest Point



585 m
Lowest Point



Recommended Seasons:

JAN	FEB	MRZ	APR	MAI	JUN
JUL	AUG	SEP	OKT	NOV	DEZ

Find out all you need to know about wine production at the Spiez vineyard! A themed trail with 12 information boards guides visitors through the wine-growing year as they enjoy breathtaking views across Lake Thun.

The Spiez Vineyard Sensory Adventure Trail is a themed walk based on the production of Spiez wine. Twelve informative boards transport visitors into the world of vines and quality wines, while short films – which can be accessed via QR code on a smartphone – illustrate the work of the vineyard. The other big attraction of the circular trail is the stunning views it offers of Lake Thun, the castle and the Alps. Benches along the way are ideal for guests to take a picnic break. The hike takes 1 - 2 hours, depending on how much time you take for the individual theme panels.

Incidentally, the Spiez Vineyard Sensory Adventure Trail can also be experienced on a mobile phone! Watch short films on the vineyard as you travel from one site to the next.

Ratings:

- ☆☆☆☆☆ Kondition
- ★★★★☆ Erlebnisqualität
- ★★★★☆ Panorama

Address:

3700 Spiez

Author:

Interlaken Tourismus

Organisation:

Interlaken Tourismus
<http://www.interlaken.ch/>





Looking for more hiking choices?
Here you will find details of hiking trails to inspire you in the Bernese Oberland.



Scan QR-Code to save this page offline,
share with friends and more.

<https://s.et4.de/ppXnf>

Startpoint:

From the Unteres Räbhüsli in the Spiez vineyard

Destinationpoint:

From the Unteres Räbhüsli in the Spiez vineyard

Directions:

The walk starts from the Unteres Räbhüsli in the Spiez vineyard and criss-crosses the wine-growing area. Picking up a flyer at the Räbhüsli is a good idea.
How to reach the Unteres Räbhüsli: from the railway station, proceed along Seestrasse in the direction of Spiez Castle. Just before the Rebbaugenossenschaft cooperative on Schlossstrasse, turn left into Rebbergweg. The Unteres Räbhüsli is located on the left-hand side at the start of the vineyard.

Equipent:

Some of the paths in the vineyard are steep and uneven, so sturdy footwear is recommended.

Tip:

Take time to admire the superb views across the Spiez vineyard, Lake Thun and the Alps.

Getting There:

Leave the A6 motorway at exit 19 (Spiez) and continue towards Spiez. After the railway underpass, take the first exit of the roundabout and follow Thunstrasse. Go straight ahead where the road branches and take the third exit of the Kronenplatz roundabout (Seestrasse).

Parking:

Parking is available on Seestrasse, in the bay car park and at Spiez Castle. Owing to limited capacity, we recommend coming by public transport in the peak season.

Public Transit:

From Spiez station, walk 15 minutes through the centre of Spiez to the start of the Adventure Trail. Follow Seestrasse towards Spiez Castle. Just before the Rebbaugenossenschaft cooperative on Schlossstrasse, turn left into Rebbergweg. The Unteres Räbhüsli is located on the left-hand side at the start of the vineyard.

Additional Information:

Flyer and quiz: <https://www.alpineweinkultur.ch/reblehrpfad/>

smarTrail, vineyard experience: <https://app.smartrails.ch/spiez/erlebnis-rebberg>

Source: outdooractive.com
ID: oaTour_56001927
Last changed on 29.02.2024, 10:34





Interlaken Tourismus
Marktgasse 1
3800 Interlaken
Phone: +41 33 826 53 00
mail@interlakentourism.ch
www.interlaken.ch/wandern

Spiez Marketing AG
Bahnhof
3700 Spiez
Phone: +41 33 655 90 00
spiez@thunersee.ch
www.spiez.com





Paar liest den Flyer - © Interlaken Tourismus, Interlaken Tourismus

Aussicht vom Rebberg zum Schloss und auf den Thunersee - © Interlaken Tourismus, Interlaken Tourismus

Paar geht durch die Rebassen - ©
Interlaken Tourismus, Interlaken Tourismus

Paar liest eine Tafel - © Interlaken Tourismus, Interlaken Tourismus

Paar geht auf dem Erlebnispfad - © Interlaken Tourismus, Interlaken Tourismus



