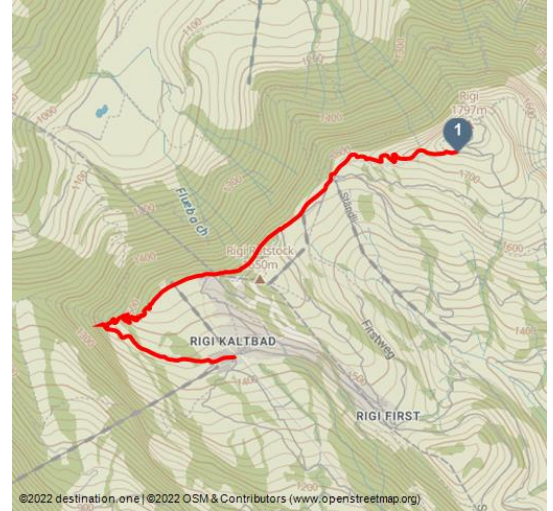






Classic Rigi Hike



RIGI BAHNEN AG



Tour Dates:

			
easy Difficulty	4 km Distance	1 h 10 min Duration	1 m Altitude
			
314 m Altitude descending	1749 m Highest Point	1435 m Lowest Point	

Recommended Seasons:

JAN	FEB	MRZ	APR	MAI	JUN
JUL	AUG	SEP	OKT	NOV	DEZ

Rigi Kulm – Staffel – Staffelhoehe – Kaenzeli – Rigi Kaltbad

This is ~~an~~ **easy walk that doesn't present any particular challenges. It's all downhill and there's a decrease in altitude of around 300 metres. The section between Rigi Kulm and Rigi Staffel features an asphalt path.**

This easy high-altitude walk features magnificent views out over the Swiss plateau to the Black Forest, the Vosges mountains and the Alps, as well as a breathtaking bird's-eye view over the Lake Lucerne and Lake Zug. Minimum effort for maximum reward – the entire trail is a light descent. The panoramic view from the lookout at Kaenzeli is simply fantastic. Even Queen Victoria of England had nothing but praise for this spectacular location when she visited back in 1868.

For your information

More information: www.luzern.com | shop.luzern.com

Rigi Lake View Walk

schweizmobil.ch

571

Ratings:

★★★★★ Panorama

Address:

6410 Macarthur

Author:

Gäste-Service Rigi

Organisation:

Schwyzer Wanderwege
<http://www.schwyzer-wanderwege.ch/>

You can find the current operating status of the railways and hiking trails here.

In order to let our next generation also could enjoy the beauty of the Rigi, we would like to ask you to dispose of your own waste in the waste bins which are located at all of the stations of RIGI BAHNEN AG. Thank you.



Scan QR-Code to save this page offline,
share with friends and more.

<https://s.et4.de/Tr1cf>

Startpoint:

Rigi Kulm

Destinationpoint:

Rigi Kaltbad

Directions:

Rigi Kulm (1748 m) – Rigi Staffel (1604 m) – Staffelhoehe (1565 m) – Kaenzeli (1464 m) – Rigi Kaltbad (1436 m)

Equipent:

Sturdy shoewears and weather-adjusted clothing are recommended.

Tip:

I am more than fascinated by the breathtaking view from Rigi Kaenzeli.
There is also a barbecue area and various seats for a snack break.

Getting There:

Ausfahrt A4 Richtung Küssnacht, Vitznau oder Ausfahrt A4 Goldau nehmen.

Parking:

There are plenty parking spaces available at valley stations. Fees apply.

However, we recommend public transport instead of cars: lean back, be stress-free and do something good for the environment.

Public Transit:

You can reach Rigi Kulm station by cogwheel train from Vitznau or Goldau

