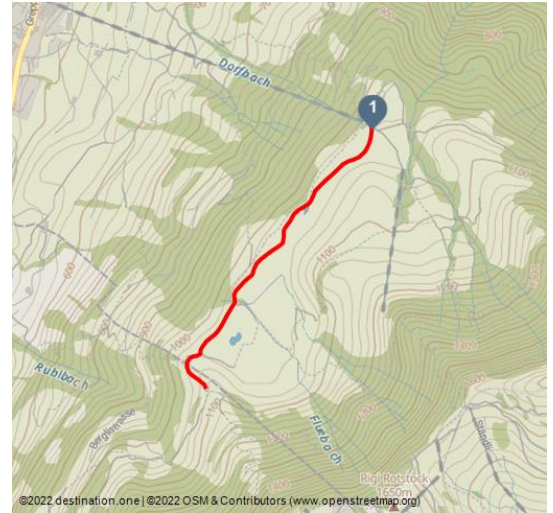











Winter hiking on Seebodenalp



Chris Krebs, RIGI BAHNEN AG



Tour Dates:

			
easy Difficulty	2,1 km Distance	1 h Duration	54 m Altitude
			
1 m Altitude descending	1074 m Highest Point	1020 m Lowest Point	

Recommended Seasons:

JAN	FEB	MRZ	APR	MAI	JUN
JUL	AUG	SEP	OKT	NOV	DEZ

Seebodenalp - Alp Raeb - Seebodenalp

To escape from the foggy weather in the valley, a trip to Seebodenalp is definitely worth a visit. True to the motto "Grey below - Blue above"

These wonderful winter hiking trails at the foot of the Rigi Kulm invite you to take a gateway from the stress and hectic pace of one's daily life. Cosy mountain inns adorn the beautifully signposted route. The Raebalp alpine restaurant, the Holderenhütte and the Grodstuebli will indulge you with local specialities and guarantee cosy places to stop for some refreshments. The starting and ending points both are the mountain cable car station of the Küssnacht-Seebodenalp. A large car park is located just directly next to the mountain station.

This easy winter hiking trail is suitable for both young and old and offers unique wide views overlooking the sea of fog.



Ratings:

★★★★★ Panorama

☆☆☆☆☆ Kondition

Address:

6403 Küssnacht am Rigi

Author:

Gäste-Service Rigi / Schwyzer Wanderwege

For your information

You can find the current operating status of the railways and hiking trails here.

In order to let our next generation also be inspired from the Queen of the Mountains, may we ask you to dispose of your own waste at Rigi Stations. Thank you.

Startpoint:

Mountain station/Car park Seebodenalp

Destinationpoint:

Mountain station/Car park Seebodenalp

Directions:

Mountain station Seebodenalp (1020 m) - Alp Raeb (1124 m) - Mountain station Seebodenalp (1020 m)

Safety Guidelines:

Please always follow the marked winter hiking trails.

Equipent:

High profiled winter equipments are needed: hiking boots, rain jacket, drink, food and walking sticks when possible.

Tip:

I recommend you after this wonderful round tour, order a refreshing local Rigi beer in Hotel Seebodenalp.

Getting There:

A4 highway, exit Küssnacht, follow the street sign to cable car station

Parking:

Parking spaces at valley and mountain stations of Seebodenalp available. Fees apply.

Further information on getting there and parking

However, we recommend you to arrive by public transportations instead of cars: just lean back, enjoy and do something good for the environment.

Organisation:

Gäste-Service Rigi
<http://www.rigi.ch/>



Scan QR-Code to save this page offline, share with friends and more.

https://s.et4.de/9D_0d

Public Transit:

Arrival is conveniently by train and bus. Take the train to Küssnacht am Rigi, then by bus to Küssnacht am Rigi cable car stop (Küssnacht Seilbahnstation). From there you can take the cable car up to Seebodenalp.

[Click here to timetable](#)

[SBB timetable](#)

